

UNCOMPROMISING
QUALITY.

UNWAVERING
COMMITMENT.

COMMITMENT
TO OUR FORESTS

COMMITMENT
TO OUR BUILDERS

COMMITMENT
TO WHAT MATTERS



Since 1923

RoyOMartin®

ORIENTED STRAND BOARD (OSB)

RoyOMartin

Eclipse

OSB Radiant Barrier

RoyOMartin

StructWall

Structural One Rated OSB




PLYWOOD

RoyOMartin

SmartCore

Plywood



SOLID WOOD

RoyOMartin

SolidWood



RoyOMartin

WindBrace

OSB Wall Sheathing

RoyOMartin

TuffTier

OSB Sub-Flooring

RoyOMartin

TuffStrand

Extended Length OSB

RoyOMartin

SmartCore

Exterior Siding

RoyOMartin

GreenCore

Plyform

Scan to
view all
products



800.299.5174
royomartin.com

































All OSB products
are available Forest
Stewardship Council®
(FSC®) certified.



Made in the USA.

The mark of
responsible forestry

ORIENTED STRAND BOARD (OSB)	PRODUCT	LENGTH [^]		THICKNESS CATEGORY	APPLICATION		
	Eclipse™ OSB Radiant Barrier ²	 96	 108	 120	7/16, 15/32, 1/2, 19/32 & 23/32 (additional sizes available)	Radiant Barrier Roof Sheathing	
	Windbrace™	 97 ^{1/8}	 109 ^{1/8}	 121 ^{1/8}	 145 ^{1/8}	7/16 (additional sizes available)	Extended-length sidewall panels in high wind-prone areas
	TuffStrand®/TuffStrandXL	 96	 108	 120	 144	7/16**, 15/32, 19/32 & 23/32 (additional sizes available)	Roof sheathing, wall sheathing, & utility applications; **3/8 structural-one equivalent
	StructWall/StructWallXL	 96	 108	 120	 144	7/16, 15/32 & 19/32	Roof sheathing & wall sheathing for seismic areas and wherever structural-one rated panels are required
	TuffTier™ (Tongue and Groove)	 96			19/32 & 23/32 (scant and full-faced availability) (sanded and un-sanded)	Structural subfloor, ideally suited for flooring in both residential and commercial construction	
SOUTHERN PINE PLYWOOD	PRODUCT	GRADE/SPECS	LENGTH [^]	THICKNESS CATEGORY	APPLICATION		
	SmartCore® Pine Siding ¹	Rough-sawn panel produced with 4", 8" and 12" RBB groove, No groove, 6SW & decorative grade	 96	11/32 & 19/32	Residential & nonresidential construction; new construction & remodeling projects; industrial applications		
		No groove pattern with square edges or ship-lap edges	 96	11/32 & 19/32			
	SmartCore® Beaded ¹	1.6 o.c. decorative grade, ship-lap edges	 96	11/32	Wainscoting, ceilings & other decorative applications		
	SmartCore® AC ^{1, 4}	AC (AA & AB also available). Meets UL requirements.	 96	1/4, 11/32, 15/32, 19/32 & 23/32	Residential & nonresidential construction; new construction & remodeling projects; interiors, furniture, cabinetry, trim, & other applications		
	SmartCore® BC ^{1, 4}	BC. Meets UL requirements.	 96	1/4, 11/32, 15/32, 19/32 & 23/32	Residential & nonresidential construction; interior & exterior applications such as furniture, soffits, stairs, shelving, paneling, & DIY projects		
	SIF (Underlayment) ¹	C-plugged & touch-sanded (CPTS)	 96	19/32, 23/32 & 1 ^{1/8}	Residential & light commercial construction; new construction & remodeling projects		
	SmartCore® Industrial Grade (SCIG)	Proprietary	 96	19/32 & 23/32	Proprietary panels for industrial grade furniture stock		
	SmartCore® Rated Sheathing	RS, CD, CC, & structural-one	 96	11/32, 3/8, 15/32, 19/32 & 23/32	Residential and non-residential construction; new construction & remodeling projects		
	GreenCore ⁴	BBOES Struct 1 with Nox-Crete release agent	 96	19/32 & 23/32	Concrete forming for walls, decks, & pillar surfaces; offers multiple re-use		
SOLID WOOD	PRODUCT	GRADE/SPECS	LENGTH [^]	THICKNESS CATEGORY	APPLICATION		
	Landscape Timbers		 96	3 ^{1/2}	Untreated landscape timbers		
	Timbers ³	#2 & BTR S4S-SE, S-GRN	 96	 120	4x4 & 6x6	Treating, crating & industrial applications	
		Mill-run rough, S-GRN	 96	5x5	Industrial applications		
	Boards	#2 S4S KD	 96	1x4	Treating & structural framing		
^Lengths are nominal. All widths are 48" (nominal) ¹ APA rated ² RIMA-I verified ³ All thicknesses are nominal ⁴ Sanded face							