



RoyOMartin® Smart Products

ENGINEERED FOR STRENGTH.



RoyOMartin
Eclipse.
OSB Radiant Barrier



RoyOMartin
WindBrace.
OSB Wall Sheathing



RoyOMartin
StructWall
Structural One Rated OSB



RoyOMartin
TuffStrand.
Extended Length OSB



RoyOMartin
SmartCore.
Exterior Siding



RoyOMartin
SmartCore.
Plywood



RoyOMartin
GreenCore
Plyform.





RoyOMartin
Solid Wood















(800) 299-5174
RoyOMartin.com
PO Box 1110 | Alexandria, LA 71309

RoyOMartin products are available
Forest Stewardship Council® (FSC®) certified



Oriented Strand Board (OSB) ¹	Product	Length [^]	Thickness Category	Application
	Eclipse™ OSB Radiant Barrier ²	 96 120	7/16, 15/32, 1/2, 19/32, & 23/32 (Additional Sizes Available)	Radiant barrier roof sheathing
	WindBrace®	 97 1/8 109 1/8 121 1/8 145 1/8	7/16 (Additional Sizes Available)	Extended-length sidewall panels in hurricane-prone areas
	TuffStrand® / TuffStrandXL	 96 108 120	7/16**, 15/32, 19/32, & 23/32	Roof sheathing, wall sheathing, & utility applications; **3/8 structural-one equivalent
Southern Pine Plywood	StructWall / StructWallXL	 96 108 120	15/32, 19/32, & 23/32	Roof sheathing & wall sheathing for seismic areas and wherever structural-one rated panels are required

Southern Pine Plywood	Product	Grade/Specs	Length [^]	Thickness Category	Application
	SmartCore® Pine Siding ¹	Rough-sawn panel produced with 4", 8" & 12" RBB groove. No groove, shallow groove & deep groove patterns. 6 SW & decorative grade.	 96	11/32 & 19/32	Residential & nonresidential construction; new construction & remodeling projects; industrial applications
		No groove pattern with square edges or ship-lap edges	 96	11/32 & 19/32	
	SmartCore® Beaded ¹	1.6" o.c. decorative grade	 96	11/32	Wainscoting, ceilings & other decorative applications
	SmartCore® AC ¹	AC (AA & AB also available). Meets UL requirements.	 96	1/4, 11/32, 15/32, 19/32, & 23/32	Residential & nonresidential construction; new construction & remodeling projects; interiors, furniture, cabinetry, trim, & other applications
	SmartCore® BC ¹	BC. Meets UL requirements.	 96	1/4, 11/32, 15/32, 19/32, & 23/32	Residential & nonresidential construction; interior & exterior applications such as furniture, soffits, stairs, shelving, paneling, & DIY projects
	SIF (Underlayment) ¹	CPTS	 96	19/32, 23/32, & 1 1/8	Residential & light commercial construction; new construction & remodeling projects
	SmartCore® Industrial Grade (SCIG)	Proprietary	 96	19/32 & 23/32	Proprietary panels for industrial grade furniture stock
	SmartCore® Rated Sheathing ¹	RS, CC, CD, & structural-one	 96	3/8, 15/32, 19/32, & 23/32	Residential & nonresidential construction; new construction & remodeling projects
Solid Wood	GreenCore Plyform™ ¹	BBOES with Nox-Crete release agent	 96	19/32 & 23/32	Concrete forming for walls, decks, & pillar surfaces; offers multiple re-use

Solid Wood	Product	Grade/Specs	Length [^]	Thickness Category	Application
	Landscape Timbers		 96	3 1/2	Untreated landscape timbers
	Timbers ³	#2 & BTR S4S-SE, S-GRN	 96 120	4x4 & 6x6	Treating, crating & industrial applications
Solid Wood	Boards	#2 S4S KD	 96	1x4	Treating & structural framing